

klu9.clo

Kluwer Academic Publishers

1998/02/11

Abstract. This internal file takes care of list definitions and 'general' point size options.

Table of Contents

| | | |
|-----|-----------------------------|---|
| 1 | Implementation | 2 |
| 1.1 | Section size commands | 2 |
| 1.2 | Various values | 2 |
| 1.3 | Textheight and textwidth | 3 |
| 1.4 | Lists | 4 |
| 1.5 | Float separation parameters | 5 |



1. Implementation

```
1 \ProvidesFile{klu9.clo}[\filedate ]
```

1.1. SECTION SIZE COMMANDS

added command: `\little`. This is identical to `\tiny` here. Allowed type provided values: 5/6, 6/7, 7/8, 8/9.5, 9/11, 10/12, 11/13, 12/14, 14/18, 17/22, 20/25.

```
2 \renewcommand\normalsize{%
3   \setfontsize\normalsize\@ixpt{11}%
4   \abovedisplayskip 8.5\p@ \@plus3\p@ \@minus4\p@
5   \abovedisplaysshortskip \z@ \@plus2\p@
6   \belowdisplaysshortskip 4\p@ \@plus2\p@ \@minus2\p@
7   \belowdisplayskip \abovedisplayskip
8   \let\listi\@listI}
9 \normalsize
10 \newcommand\small{%
11   \setfontsize\small\@viipt{9.5}%
12   \abovedisplayskip 6\p@ \@plus2\p@ \@minus4\p@
13   \abovedisplaysshortskip \z@ \@plus\p@
14   \belowdisplaysshortskip 3\p@ \@plus\p@ \@minus2\p@
15   \def\@listi{\leftmargin\leftmargini
16     \topsep 3\p@ \@plus\p@ \@minus\p@
17     \parsep 2\p@ \@plus\p@ \@minus\p@
18     \itemsep \parsep}%
19   \belowdisplayskip \abovedisplayskip
20 }
21 \newcommand\footnotesize{%
22   \setfontsize\footnotesize\@viipt{8}%
23   \abovedisplayskip 4\p@ \@plus2\p@ \@minus2\p@
24   \abovedisplaysshortskip \z@ \@plus\p@
25   \belowdisplaysshortskip 2\p@ \@plus\p@ \@minus1\p@
26   \def\@listi{\leftmargin\leftmargini
27     \topsep 2\p@ \@plus\p@ \@minus\p@
28     \parsep 1\p@ \@plus\p@ \@minus\p@
29     \itemsep \parsep}%
30   \belowdisplayskip \abovedisplayskip
31 }
32 \newcommand\scriptsize{\setfontsize\scriptsize\@vpt\@viipt}
33 \newcommand\little{\setfontsize\little\@vpt\@viipt}
34 \newcommand\tiny{\setfontsize\tiny\@vpt\@viipt}
35 \newcommand\large{\setfontsize\large\@xpt\@xipt}
36 \newcommand\Large{\setfontsize\Large\@xipt{14}}
37 \newcommand\LARGE{\setfontsize\LARGE\@xivpt{18}}
38 \newcommand\huge{\setfont\huge\@xviipt{22}}
39 \newcommand\Huge{\setfont\Huge\@xxpt{25}}
```

1.2. VARIOUS VALUES

Note that `\hoffset` and `\voffset` are both compensated. This makes the calculations below easier.

```
40 \setlength\hoffset{-1in}
41 \setlength\voffset{-1in}
42 \setlength\parindent {14\p@}
43 \setlength\headheight{12\p@}
```

```

44 \setlength\headsep {12\p@}
45 \setlength\topskip {10\p@}
46 \setlength\footskip {25\p@}
47 \setlength\marginparsep{10pt}
48 \setlength\marginparpush{5\p@}
49 \setlength\maxdepth {.5\topskip}
50 \setlength\@maxdepth\maxdepth
51 \setlength\columnsep{10pt}
52 \setlength\columnseprule{0pt}
53 \setlength\fbboxsep{3pt}
54 \setlength\fbboxrule{.4pt}

```

1.3. TEXTHEIGHT AND TEXTWIDTH

These are the main reason for the existence of these files. For some stupid reason, \LaTeX calculates `textwidth` out of `\paperwidth`. We did want to support letter paper, but our `\textwidth` is fixed, with the margins being calculated.

Presume `\textwidth` and `\marginparwidth` are set in the stylefile, or we're in trouble. The `2pc` value is used to compensate for the 'dead' corners in most laserprinters.

Calculations are done 'AtBeginDocument' to allow changes made in the preamble and later on in the stylefile.

```

55 \newdimen\id@boxheight
56 \AtBeginDocument{%
57   \setlength\@tempdima{\paperwidth}%
58   \addtolength\@tempdima{-\textwidth}%
59   \divide\@tempdima by 2
60   \setlength\@tempdimb\marginparwidth
61   \addtolength\@tempdimb\marginparsep
62   \addtolength\@tempdimb{2pc}%
63   \ifdim \@tempdima <\@tempdimb
64     \settopoint\@tempdimb
65     \GenericError{Pointsize}{Pointsize Error: Marginpars disabled}{}{You made
66     your \string\textwidth\space (\the\textwidth) and
67     \string\marginparwidth (\the\marginparwidth) too wide.\MessageBreak
68     The allowed value for margin space: (\the\@tempdima). Needed value:
69     (\the\@tempdimb).\MessageBreak
70     This is not enough,
71     so I will set \string\marginparwidth\space to 0pt.\MessageBreak
72     Let's hope that fixes it.
73   }%
74   \marginparwidth \z@
75   \marginparsep \z@
76 \fi
77 \ifdim \@tempdima <2pc
78   \@tempdimb=\paperwidth
79   \advance\@tempdimb by -4pc
80   \settopoint\@tempdimb
81   \GenericError{Pointsize}{Pointsize Error: Invalid sizes given}{}{You
82   made your \string\textwidth\space (\the\textwidth)
83   wider than the available total\MessageBreak
84   (Which is: \the\@tempdimb). Please press X and try again.
85   }%
86 \fi
87 \oddsidemargin \@tempdima
88 \evensidemargin \@tempdima

```

These calculations are a lot easier. `\textheight` should have been set already. This does not check for the correct placement of the identification line!!

```

89 \setlength\@tempdima{\paperheight}
90 \addtolength\@tempdima{-\footskip}
91 \addtolength\@tempdima{-\headheight}
92 \addtolength\@tempdima{-\headsep}
93 \setlength\@tempdimb{\@tempdima}
94 \addtolength\@tempdima{-\textheight}
95 \divide\@tempdima by 2
96 \ifdim \@tempdima <2pc
97 \advance\@tempdimb by -4pc
98 \@settopoint\@tempdimb
99 \GenericError{Pointsize}{Pointsize Error: Invalid sizes given}{}{You
100 made your \string\textheight\space (\the\textheight)
101 more than the available total.\MessageBreak
102 (Which is: \the\@tempdimb). Please press X and try again.
103 }%
104 \fi
105 \setlength\topmargin{\@tempdima}
106 \setlength\id@boxheight{\@tempdima}
107 \advance\id@boxheight by -2pc
108 }

109 \setlength\footnotesep{6\p@}
110 \setlength{\skip\footins}{9\p@ \@plus 4\p@ \@minus 2\p@}

```

1.4. LISTS

List default values

```

111 \setlength\partopsep{2\p@ \@plus 1\p@ \@minus 1\p@}
112 \setlength{\leftmargini}{1.9em}
113 \setlength{\leftmarginii}{2em}
114 \setlength{\leftmarginiii}{1.7em}
115 \setlength{\leftmarginiv}{1.4em}
116 \setlength{\leftmarginv}{1em}
117 \setlength{\leftmarginvi}{1em}
118 \setlength{\labelsep}{.4em}
119 \setlength{\labelwidth}{\leftmargini}
120 \addtolength{\labelwidth}{-\labelsep}

```

Note that lists below level 3 do nothing else then readjusting the `\labelwidth`. This results in very small labels for the inner lists.

```

121 \def\@listI{%
122 \leftmargin \leftmargini
123 \topsep 8\p@ \@plus 2\p@ \@minus 2\p@
124 \partopsep 2\p@ \@plus 1\p@ \@minus 1\p@
125 \itemsep 4\p@ \@plus 2\p@ \@minus 1\p@
126 \parsep 4\p@ \@plus 2\p@ \@minus 1\p@ }
127 \def\@listii{%
128 \leftmargin \leftmarginii
129 \labelwidth \leftmarginii
130 \advance\labelwidth by -\labelsep
131 \topsep 4.5\p@ \@plus 2\p@ \@minus 1\p@
132 \parsep 2\p@ \@plus 1\p@ \@minus 1\p@
133 \itemsep \parsep}

```

```

134 \def\@listiii{%
135   \leftmargin \leftmarginiii
136   \labelwidth \leftmarginiii
137   \advance\labelwidth by -\labelsep
138   \topsep 2\p@ \@plus 1\p@ \@minus 1\p@
139   \parsep \z@
140   \partopsep 1\p@ \@plus 0\p@ \@minus 1\p@
141   \itemsep \topsep}
142 \def\@listiv{%
143   \setlength{\leftmargin}{\leftmarginiv}%
144   \setlength{\labelwidth}{\leftmarginiv}%
145   \addtolength{\labelwidth}{-\labelsep}}
146 \def\@listv{%
147   \setlength{\leftmargin}{\leftmarginv}%
148   \setlength{\labelwidth}{\leftmarginv}%
149   \addtolength{\labelwidth}{-\labelsep}}
150 \def\@listvi{%
151   \setlength{\leftmargin}{\leftmarginvi}%
152   \setlength{\labelwidth}{\leftmarginvi}%
153   \addtolength{\labelwidth}{-\labelsep}}
154 \let\@listi\@listI
155 \@listi

```

1.5. FLOAT SEPARATION PARAMETERS

Separation on text pages.

```

156 \setlength\floatsep{10\p@ \@plus 2\p@ \@minus 2\p@}
157 \setlength\textfloatsep{18\p@ \@plus 2\p@ \@minus 4\p@}
158 \setlength\intextsep{10\p@ \@plus 2\p@ \@minus 2\p@}
159 \setlength\dblfloatsep{10\p@ \@plus 2\p@ \@minus 2\p@}
160 \setlength\dbltextfloatsep{18\p@ \@plus 2\p@ \@minus 4\p@}

```

Separation on float pages

```

161 \setlength\@fptop{0\p@ \@plus 1fil}
162 \setlength\@fpsep{8\p@ \@plus 2fil}
163 \setlength\@fpbot{0\p@ \@plus 1fil}
164 \setlength\@dblftop{0\p@ \@plus 1fil}
165 \setlength\@dblfpsep{8\p@ \@plus 2fil}
166 \setlength\@dblfpbot{0\p@ \@plus 1fil}
167
168 \endinput

```

klut9.clo

Kluwer Academic Publishers

1998/02/11

Abstract. This internal file takes care of list definitions and 'general' point size options. This is a 'tight' file.

Table of Contents

| | | |
|-----|-----------------------------|---|
| 1 | Implementation | 2 |
| 1.1 | Section size commands | 2 |
| 1.2 | Various values | 2 |
| 1.3 | Textheight and textwidth | 3 |
| 1.4 | Lists | 4 |
| 1.5 | Float separation parameters | 5 |



1. Implementation

```
1 \ProvidesFile{klut9.clo}[\filedate ]
```

1.1. SECTION SIZE COMMANDS

added command: `\little`. This is identical to `\tiny` here. Allowed type provided values: 5/6, 6/7, 7/8, 8/9, 9/10.5, 10/11.5, 11/13, 12/14, 14/18, 17/22, 20/25.

```
2 \renewcommand\normalsize{%
3   \setfontsize\normalsize\@ixpt{10.5}%
4   \abovedisplayskip 8.5\p@ \@plus3\p@ \@minus4\p@
5   \abovedisplaysshortskip \z@ \@plus2\p@
6   \belowdisplaysshortskip 4\p@ \@plus2\p@ \@minus2\p@
7   \belowdisplayskip \abovedisplayskip
8   \let\listi\@listI}
9 \normalsize
10 \newcommand\small{%
11   \setfontsize\small\@viipt{9}%
12   \abovedisplayskip 6\p@ \@plus2\p@ \@minus4\p@
13   \abovedisplaysshortskip \z@ \@plus\p@
14   \belowdisplaysshortskip 3\p@ \@plus\p@ \@minus2\p@
15   \def\@listi{\leftmargin\leftmargini
16     \topsep 3\p@ \@plus\p@ \@minus\p@
17     \parsep 2\p@ \@plus\p@ \@minus\p@
18     \itemsep \parsep}%
19   \belowdisplayskip \abovedisplayskip
20 }
21 \newcommand\footnotesize{%
22   \setfontsize\footnotesize\@viipt{8}%
23   \abovedisplayskip 4\p@ \@plus2\p@ \@minus2\p@
24   \abovedisplaysshortskip \z@ \@plus\p@
25   \belowdisplaysshortskip 2\p@ \@plus\p@ \@minus1\p@
26   \def\@listi{\leftmargin\leftmargini
27     \topsep 2\p@ \@plus\p@ \@minus\p@
28     \parsep 1\p@ \@plus\p@ \@minus\p@
29     \itemsep \parsep}%
30   \belowdisplayskip \abovedisplayskip
31 }
32 \newcommand\scriptsize{\setfontsize\scriptsize\@vpt\@viipt}
33 \newcommand\little{\setfontsize\little\@vpt\@viipt}
34 \newcommand\tiny{\setfontsize\tiny\@vpt\@viipt}
35 \newcommand\large{\setfontsize\large\@xpt{11.5}}
36 \newcommand\Large{\setfontsize\Large\@xiipt{14}}
37 \newcommand\LARGE{\setfontsize\LARGE\@xivpt{18}}
38 \newcommand\huge{\setfont\huge\@xxviipt{22}}
39 \newcommand\Huge{\setfont\Huge\@xxvpt{25}}
```

1.2. VARIOUS VALUES

Note that `\hoffset` and `\voffset` are both compensated. This makes the calculations below easier.

```
40 \setlength\hoffset{-1in}
41 \setlength\voffset{-1in}
42 \setlength\parindent {14\p@}
43 \setlength\headheight{12\p@}
```

```

44 \setlength\headsep {12\p@}
45 \setlength\topskip {10\p@}
46 \setlength\footskip {25\p@}
47 \setlength\marginparsep{10pt}
48 \setlength\marginparpush{5\p@}
49 \setlength\maxdepth {.5\topskip}
50 \setlength\@maxdepth\maxdepth
51 \setlength\columnsep{10pt}
52 \setlength\columnseprule{0pt}
53 \setlength\fbxsep{3pt}
54 \setlength\fbxrule{.4pt}

```

1.3. TEXTHEIGHT AND TEXTWIDTH

These are the main reason for the existence of these files. For some stupid reason, \LaTeX calculates `textwidth` out of `\paperwidth`. We did want to support letter paper, but our `\textwidth` is fixed, with the margins being calculated.

Presume `\textwidth` and `\marginparwidth` are set in the stylefile, or we're in trouble. The `2pc` value is used to compensate for the 'dead' corners in most laserprinters.

Calculations are done 'AtBeginDocument' to allow changes made in the preamble and later on in the stylefile.

```

55 \newdimen\id@boxheight
56 \AtBeginDocument{%
57   \setlength\@tempdima{\paperwidth}%
58   \addtolength\@tempdima{-\textwidth}%
59   \divide\@tempdima by 2
60   \setlength\@tempdimb\marginparwidth
61   \addtolength\@tempdimb\marginparsep
62   \addtolength\@tempdimb{2pc}%
63   \ifdim \@tempdima <\@tempdimb
64     \settopoint\@tempdimb
65     \GenericError{Pointsize}{Pointsize Error: Marginpars disabled}{}{You made
66     your \string\textwidth\space (\the\textwidth) and
67     \string\marginparwidth (\the\marginparwidth) too wide.\MessageBreak
68     The allowed value for margin space: (\the\@tempdima). Needed value:
69     (\the\@tempdimb).\MessageBreak
70     This is not enough,
71     so I will set \string\marginparwidth\space to 0pt.\MessageBreak
72     Let's hope that fixes it.
73   }%
74   \marginparwidth \z@
75   \marginparsep \z@
76 \fi
77 \ifdim \@tempdima <2pc
78   \@tempdimb=\paperwidth
79   \advance\@tempdimb by -4pc
80   \settopoint\@tempdimb
81   \GenericError{Pointsize}{Pointsize Error: Invalid sizes given}{}{You
82   made your \string\textwidth\space (\the\textwidth)
83   wider than the available total\MessageBreak
84   (Which is: \the\@tempdimb). Please press X and try again.
85   }%
86 \fi
87 \oddsidemargin \@tempdima
88 \evensidemargin \@tempdima

```


These calculations are a lot easier. `\textheight` should have been set already. This does not check for the correct placement of the identification line!!

```

89 \setlength\@tempdima{\paperheight}
90 \addtolength\@tempdima{-\footskip}
91 \addtolength\@tempdima{-\headheight}
92 \addtolength\@tempdima{-\headsep}
93 \setlength\@tempdimb{\@tempdima}
94 \addtolength\@tempdima{-\textheight}
95 \divide\@tempdima by 2
96 \ifdim \@tempdima <2pc
97 \advance\@tempdimb by -4pc
98 \@settopoint\@tempdimb
99 \GenericError{Pointsize}{Pointsize Error: Invalid sizes given}{You
100 made your \string\textheight\space (\the\textheight)
101 more than the available total.\MessageBreak
102 (Which is: \the\@tempdimb). Please press X and try again.
103 }%
104 \fi
105 \setlength\topmargin{\@tempdima}
106 \setlength\id@boxheight{\@tempdima}
107 \advance\id@boxheight by -2pc
108 }

109 \setlength\footnotesep{6\p@}
110 \setlength{\skip\footins}{9\p@ \@plus 4\p@ \@minus 2\p@}

```

1.4. LISTS

List default values

```

111 \setlength\partopsep{2\p@ \@plus 1\p@ \@minus 1\p@}
112 \setlength{\leftmargini}{1.9em}
113 \setlength{\leftmarginii}{2em}
114 \setlength{\leftmarginiii}{1.7em}
115 \setlength{\leftmarginiv}{1.4em}
116 \setlength{\leftmarginv}{1em}
117 \setlength{\leftmarginvi}{1em}
118 \setlength{\labelsep}{.4em}
119 \setlength{\labelwidth}{\leftmargini}
120 \addtolength{\labelwidth}{-\labelsep}

```

Note that lists below level 3 do nothing else then readjusting the `\labelwidth`. This results in very small labels for the inner lists.

```

121 \def\@listI{%
122 \leftmargin \leftmargini
123 \topsep 8\p@ \@plus 2\p@ \@minus 2\p@
124 \partopsep 2\p@ \@plus 1\p@ \@minus 1\p@
125 \itemsep 4\p@ \@plus 2\p@ \@minus 1\p@
126 \parsep 4\p@ \@plus 2\p@ \@minus 1\p@ }
127 \def\@listii{%
128 \leftmargin \leftmarginii
129 \labelwidth \leftmarginii
130 \advance\labelwidth by -\labelsep
131 \topsep 4.5\p@ \@plus 2\p@ \@minus 1\p@
132 \parsep 2\p@ \@plus 1\p@ \@minus 1\p@
133 \itemsep \parsep}

```

```

134 \def\@listiii{%
135   \leftmargin \leftmarginiii
136   \labelwidth \leftmarginiii
137   \advance\labelwidth by -\labelsep
138   \topsep 2\p@ \@plus 1\p@ \@minus 1\p@
139   \parsep \z@
140   \partopsep 1\p@ \@plus 0\p@ \@minus 1\p@
141   \itemsep \topsep}
142 \def\@listiv{%
143   \setlength{\leftmargin}{\leftmarginiv}%
144   \setlength{\labelwidth}{\leftmarginiv}%
145   \addtolength{\labelwidth}{-\labelsep}}
146 \def\@listv{%
147   \setlength{\leftmargin}{\leftmarginv}%
148   \setlength{\labelwidth}{\leftmarginv}%
149   \addtolength{\labelwidth}{-\labelsep}}
150 \def\@listvi{%
151   \setlength{\leftmargin}{\leftmarginvi}%
152   \setlength{\labelwidth}{\leftmarginvi}%
153   \addtolength{\labelwidth}{-\labelsep}}
154 \let\@listi\@listI
155 \@listi

```

1.5. FLOAT SEPARATION PARAMETERS

Separation on text pages.

```

156 \setlength\floatsep{10\p@ \@plus 2\p@ \@minus 2\p@}
157 \setlength\textfloatsep{18\p@ \@plus 2\p@ \@minus 4\p@}
158 \setlength\intextsep{10\p@ \@plus 2\p@ \@minus 2\p@}
159 \setlength\dblfloatsep{10\p@ \@plus 2\p@ \@minus 2\p@}
160 \setlength\dbltextfloatsep{18\p@ \@plus 2\p@ \@minus 4\p@}

```

Separation on float pages

```

161 \setlength\@fptop{0\p@ \@plus 1fil}
162 \setlength\@fpsep{8\p@ \@plus 2fil}
163 \setlength\@fpbot{0\p@ \@plus 1fil}
164 \setlength\@dblftop{0\p@ \@plus 1fil}
165 \setlength\@dblfpsep{8\p@ \@plus 2fil}
166 \setlength\@dblfpbot{0\p@ \@plus 1fil}
167
168 \endinput

```

klu10.clo

Kluwer Academic Publishers

1998/02/11

Abstract. This internal file takes care of list definitions and ‘general’ point size options.

Table of Contents

| | | |
|-----|-----------------------------|---|
| 1 | Implementation | 2 |
| 1.1 | Section size commands | 2 |
| 1.2 | Various values | 3 |
| 1.3 | Textheight and textwidth | 3 |
| 1.4 | Lists | 4 |
| 1.5 | Float separation parameters | 5 |



1. Implementation

```
1 \ProvidesFile{klu10.clo}[\filedate ]
```

1.1. SECTION SIZE COMMANDS

added command: `\little`. This between `\scriptsize` and `\tiny`. Allowed type provided values: 5/6, 6/7, 7/8, 8/9.5, 9/11, 10/12, 12/14, 14/18, 17/22, 20/25, 25/30.

```
2 \renewcommand\normalsize{%
3   \@setfontsize\normalsize\@xpt\@xiipt
4   \abovedisplayskip 10\p@ \@plus 2\p@ \@minus5\p@
5   \abovedisplayshortskip \z@ \@plus 3\p@
6   \belowdisplayshortskip 6\p@ \@plus 3\p@ \@minus3\p@
7   \belowdisplayskip \abovedisplayskip
8   \let\@listi\@listI}
9 \normalsize
10 \newcommand\small{%
11   \@setfontsize\small\@ixpt{11}%
12   \abovedisplayskip 8.5\p@ \@plus3\p@ \@minus4\p@
13   \abovedisplayshortskip \z@ \@plus2\p@
14   \belowdisplayshortskip 4\p@ \@plus2\p@ \@minus2\p@
15   \def\@listi{\leftmargin\leftmargini
16     \topsep 4\p@ \@plus2\p@ \@minus2\p@
17     \parsep 2\p@ \@plus\p@ \@minus\p@
18     \itemsep \parsep}%
19   \belowdisplayskip \abovedisplayskip
20 }
21 \newcommand\footnotesize{%
22   \@setfontsize\footnotesize\@viipt{9.5}%
23   \abovedisplayskip 6\p@ \@plus2\p@ \@minus4\p@
24   \abovedisplayshortskip \z@ \@plus\p@
25   \belowdisplayshortskip 3\p@ \@plus\p@ \@minus2\p@
26   \def\@listi{\leftmargin\leftmargini
27     \topsep 3\p@ \@plus\p@ \@minus\p@
28     \parsep 2\p@ \@plus\p@ \@minus\p@
29     \itemsep \parsep}%
30   \belowdisplayskip \abovedisplayskip
31 }
32 \newcommand\scriptsize{\@setfontsize\scriptsize\@viipt\@viiipt}
33 \newcommand\little{\@setfontsize\little\@viipt\@viiipt}
34 \newcommand\tiny{\@setfontsize\tiny\@vpt\@viipt}
35 \newcommand\large{\@setfontsize\large\@xiipt{14}}
36 \newcommand\Large{\@setfontsize\Large\@xivpt{18}}
37 \newcommand\LARGE{\@setfontsize\LARGE\@xxviipt{22}}
38 \newcommand\huge{\@setfontsize\huge\@xxpt{25}}
39 \newcommand\Huge{\@setfontsize\Huge\@xxvpt{30}}
```

1.2. VARIOUS VALUES

Note that `\hoffset` and `\voffset` are both compensated. This makes the calculations below easier.

```

40 \setlength\hoffset{-1in}
41 \setlength\voffset{-1in}
42 \setlength\parindent {14\p@}
43 \setlength\headheight{12\p@}
44 \setlength\headsep   {12\p@}
45 \setlength\topskip   {10\p@}
46 \setlength\footskip  {27.5\p@}
47 \setlength\marginparsep{10pt}
48 \setlength\marginparpush{5\p@}
49 \setlength\maxdepth  {.5\topskip}
50 \setlength\@maxdepth\maxdepth
51 \setlength\columnsep{10pt}
52 \setlength\columnseprule{0pt}
53 \setlength\fbxsep{3pt}
54 \setlength\fbxrule{.4pt}

```

1.3. TEXTHEIGHT AND TEXTWIDTH

These are the main reason for the existence of these files. For some stupid reason, \LaTeX calculates `textwidth` out of `paperwidth`. We did want to support letter paper, but our `textwidth` is fixed, with the margins being calculated.

Presume `textwidth` and `marginparwidth` are set in the stylefile, or we're in trouble. The 2pc value is used to compensate for the 'dead' corners in most laserprinters.

Calculations are done 'AtBeginDocument' to allow changes made in the preamble and later on in the stylefile.

```

55 \newdimen\id@boxheight
56 \AtBeginDocument{%
57   \setlength\@tempdima{\paperwidth}%
58   \addtolength\@tempdima{-\textwidth}%
59   \divide\@tempdima by 2
60   \setlength\@tempdimb\marginparwidth
61   \addtolength\@tempdimb\marginparsep
62   \addtolength\@tempdimb{2pc}%
63   \ifdim \@tempdima <\@tempdimb
64     \settopoint\@tempdimb
65     \GenericError{Pointsize}{Pointsize Error: Marginpars disabled}{-}{You made
66     your \string\textwidth\space (\the\textwidth) and
67     \string\marginparwidth (\the\marginparwidth) too wide.\MessageBreak
68     The allowed value for margin space: (\the\@tempdima). Needed value:
69     (\the\@tempdimb).\MessageBreak
70     This is not enough,
71     so I will set \string\marginparwidth\space to Opt.\MessageBreak
72     Let's hope that fixes it.

```

4

```
73     }%
74     \marginparwidth \z@
75     \marginparsep \z@
76 \fi
77 \ifdim \@tempdima <2pc
78     \@tempdimb=\paperwidth
79     \advance\@tempdimb by -4pc
80     \@settopoint\@tempdimb
81     \GenericError{PointSize}{PointSize Error: Invalid sizes given}{}{You
82     made your \string\textwidth\space (\the\textwidth)
83     wider than the available total\MessageBreak
84     (Which is: \the\@tempdimb). Please press X and try again.
85     }%
86 \fi
87 \oddsidemargin \@tempdima
88 \evensidemargin \@tempdima
```

These calculations are a lot easier. `\textheight` should have been set already. This does not check for the correct placement of the identification line!!

```
89 \setlength\@tempdima{\paperheight}
90 \addtolength\@tempdima{-\footskip}
91 \addtolength\@tempdima{-\headheight}
92 \addtolength\@tempdima{-\headsep}
93 \setlength\@tempdimb{\@tempdima}
94 \addtolength\@tempdima{-\textheight}
95 \divide\@tempdima by 2
96 \ifdim \@tempdima <2pc
97     \advance\@tempdimb by -4pc
98     \@settopoint\@tempdimb
99     \GenericError{PointSize}{PointSize Error: Invalid sizes given}{}{You
100     made your \string\textheight\space (\the\textheight)
101     more than the available total.\MessageBreak
102     (Which is: \the\@tempdimb). Please press X and try again.
103     }%
104 \fi
105 \setlength\topmargin{\@tempdima}
106 \setlength\id@boxheight{\@tempdima}
107 \advance\id@boxheight by -2pc
108 }

109 \setlength\footnotesep{6.65\p@}
110 \setlength{\skip\footins}{9\p@ \@plus 4\p@ \@minus 2\p@}
```

1.4. LISTS

List default values

```
111 \setlength\partopsep{2\p@ \@plus 1\p@ \@minus 1\p@}
112 \setlength{\leftmargini}{2em}
113 \setlength{\leftmarginii}{2.2em}
```

```

114 \setlength{\leftmarginiii}{1.87em}
115 \setlength{\leftmarginiv}{1.7em}
116 \setlength{\leftmarginv}{1em}
117 \setlength{\leftmarginvi}{1em}
118 \setlength{\labelsep}{.4em}
119 \setlength{\labelwidth}{\leftmargini}
120 \addtolength{\labelwidth}{-\labelsep}

```

Note that lists below level 3 do nothing else then readjusting the `\labelwidth`. This results in very small labels for the inner lists.

```

121 \def\@listI{%
122   \leftmargin \leftmargini
123   \topsep 9\p@ \@plus 3\p@ \@minus 5\p@
124   \partopsep 3\p@ \@plus 1\p@ \@minus 2\p@
125   \itemsep 4.5\p@ \@plus 2\p@ \@minus 1\p@
126   \parsep 4.5\p@ \@plus 2\p@ \@minus 1\p@ }
127 \def\@listii{%
128   \leftmargin \leftmarginii
129   \labelwidth \leftmarginii
130   \advance\labelwidth by -\labelsep
131   \topsep 4.5\p@ \@plus 2\p@ \@minus 1\p@
132   \parsep 2\p@ \@plus 1\p@ \@minus 1\p@
133   \itemsep \parsep}
134 \def\@listiii{%
135   \leftmargin \leftmarginiii
136   \labelwidth \leftmarginiii
137   \advance\labelwidth by -\labelsep
138   \topsep 2\p@ \@plus 1\p@ \@minus 1\p@
139   \parsep \z@
140   \partopsep 1\p@ \@plus 0\p@ \@minus 1\p@
141   \itemsep \topsep}
142 \def\@listiv{%
143   \setlength{\leftmargin}{\leftmarginiv}%
144   \setlength{\labelwidth}{\leftmarginiv}%
145   \addtolength{\labelwidth}{-\labelsep}}
146 \def\@listv{%
147   \setlength{\leftmargin}{\leftmarginv}%
148   \setlength{\labelwidth}{\leftmarginv}%
149   \addtolength{\labelwidth}{-\labelsep}}
150 \def\@listvi{%
151   \setlength{\leftmargin}{\leftmarginvi}%
152   \setlength{\labelwidth}{\leftmarginvi}%
153   \addtolength{\labelwidth}{-\labelsep}}
154 \let\@listi\@listI
155 \@listi

```

1.5. FLOAT SEPARATION PARAMETERS

Separation on text pages.

6

```
156 \setlength\floatsep{12\p@ \@plus 2\p@ \@minus 2\p@}  
157 \setlength\textfloatsep{20\p@ \@plus 2\p@ \@minus 4\p@}  
158 \setlength\intextsep{12\p@ \@plus 2\p@ \@minus 2\p@}  
159 \setlength\dblfloatsep{12\p@ \@plus 2\p@ \@minus 2\p@}  
160 \setlength\dbltextfloatsep{20\p@ \@plus 2\p@ \@minus 4\p@}
```

Separation on float pages

```
161 \setlength\@fptop{0\p@ \@plus 1fil}  
162 \setlength\@fpsep{8\p@ \@plus 2fil}  
163 \setlength\@fpbot{0\p@ \@plus 1fil}  
164 \setlength\@dblftop{0\p@ \@plus 1fil}  
165 \setlength\@dblfpsep{8\p@ \@plus 2fil}  
166 \setlength\@dblfpbot{0\p@ \@plus 1fil}  
167  
168 \endinput
```


klut10.clo

Kluwer Academic Publishers

1998/02/11

Abstract. This internal file takes care of list definitions and ‘general’ point size options. This is a the ‘tight’ file.

Table of Contents

| | | |
|-----|-----------------------------|---|
| 1 | Implementation | 2 |
| 1.1 | Section size commands | 2 |
| 1.2 | Various values | 3 |
| 1.3 | Textheight and textwidth | 3 |
| 1.4 | Lists | 4 |
| 1.5 | Float separation parameters | 5 |



1. Implementation

```
1 \ProvidesFile{klut10.clo}[\filedate ]
```

1.1. SECTION SIZE COMMANDS

added command: `\little`. This between `\scriptsize` and `\tiny`. Allowed type provided values: 5/6, 6/7, 7/8, 8/9, 9/10.5, 10/11.5, 12/14, 14/18, 17/22, 20/25, 25/30.

```
2 \renewcommand\normalsize{%
3   \@setfontsize\normalsize\@xpt{11.5}%
4   \abovedisplayskip 10\p@ \@plus 2\p@ \@minus5\p@
5   \abovedisplayshortskip \z@ \@plus 3\p@
6   \belowdisplayshortskip 6\p@ \@plus 3\p@ \@minus3\p@
7   \belowdisplayskip \abovedisplayskip
8   \let\@listi\@listI}
9 \normalsize
10 \newcommand\small{%
11   \@setfontsize\small\@ixpt{10.5}%
12   \abovedisplayskip 8.5\p@ \@plus3\p@ \@minus4\p@
13   \abovedisplayshortskip \z@ \@plus2\p@
14   \belowdisplayshortskip 4\p@ \@plus2\p@ \@minus2\p@
15   \def\@listi{\leftmargin\leftmargini
16     \topsep 4\p@ \@plus2\p@ \@minus2\p@
17     \parsep 2\p@ \@plus\p@ \@minus\p@
18     \itemsep \parsep}%
19   \belowdisplayskip \abovedisplayskip
20 }
21 \newcommand\footnotesize{%
22   \@setfontsize\footnotesize\@viipt{9}%
23   \abovedisplayskip 6\p@ \@plus2\p@ \@minus4\p@
24   \abovedisplayshortskip \z@ \@plus\p@
25   \belowdisplayshortskip 3\p@ \@plus\p@ \@minus2\p@
26   \def\@listi{\leftmargin\leftmargini
27     \topsep 3\p@ \@plus\p@ \@minus\p@
28     \parsep 2\p@ \@plus\p@ \@minus\p@
29     \itemsep \parsep}%
30   \belowdisplayskip \abovedisplayskip
31 }
32 \newcommand\scriptsize{\@setfontsize\scriptsize\@viipt\@viipt}
33 \newcommand\little{\@setfontsize\little\@vipt\@viipt}
34 \newcommand\tiny{\@setfontsize\tiny\@vpt\@vipt}
35 \newcommand\large{\@setfontsize\large\@xiipt{14}}
36 \newcommand\Large{\@setfontsize\Large\@xivpt{18}}
37 \newcommand\LARGE{\@setfontsize\LARGE\@xviipt{22}}
38 \newcommand\huge{\@setfontsize\huge\@xxpt{25}}
39 \newcommand\Huge{\@setfontsize\Huge\@xxvpt{30}}
```

1.2. VARIOUS VALUES

Note that `\hoffset` and `\voffset` are both compensated. This makes the calculations below easier.

```

40 \setlength\hoffset{-1in}
41 \setlength\voffset{-1in}
42 \setlength\parindent {14\p@}
43 \setlength\headheight{12\p@}
44 \setlength\headsep {12\p@}
45 \setlength\topskip {10\p@}
46 \setlength\footskip {27.5\p@}
47 \setlength\marginparsep{10pt}
48 \setlength\marginparpush{5\p@}
49 \setlength\maxdepth {.5\topskip}
50 \setlength\@maxdepth\maxdepth
51 \setlength\columnsep{10pt}
52 \setlength\columnseprule{0pt}
53 \setlength\fbxsep{3pt}
54 \setlength\fbxrule{.4pt}

```

1.3. TEXTHEIGHT AND TEXTWIDTH

These are the main reason for the existence of these files. For some stupid reason, L^AT_EX calculates `textwidth` out of `paperwidth`. We did want to support letter paper, but our `textwidth` is fixed, with the margins being calculated.

Presume `textwidth` and `marginparwidth` are set in the stylefile, or we're in trouble. The 2pc value is used to compensate for the 'dead' corners in most laserprinters.

Calculations are done 'AtBeginDocument' to allow changes made in the preamble and later on in the stylefile.

```

55 \newdimen\id@boxheight
56 \AtBeginDocument{%
57   \setlength\@tempdima{\paperwidth}%
58   \addtolength\@tempdima{-\textwidth}%
59   \divide\@tempdima by 2
60   \setlength\@tempdimb\marginparwidth
61   \addtolength\@tempdimb\marginparsep
62   \addtolength\@tempdimb{2pc}%
63   \ifdim \@tempdima <\@tempdimb
64     \settopoint\@tempdimb
65     \GenericError{Pointsize}{Pointsize Error: Marginpars disabled}{-}{-}{You made
66     your \string\textwidth\space (\the\textwidth) and
67     \string\marginparwidth (\the\marginparwidth) too wide.\MessageBreak
68     The allowed value for margin space: (\the\@tempdima). Needed value:
69     (\the\@tempdimb).\MessageBreak
70     This is not enough,
71     so I will set \string\marginparwidth\space to Opt.\MessageBreak
72     Let's hope that fixes it.

```

```

73     }%
74     \marginparwidth \z@
75     \marginparsep \z@
76 \fi
77 \ifdim \@tempdima <2pc
78     \@tempdimb=\paperwidth
79     \advance\@tempdimb by -4pc
80     \@settopoint\@tempdimb
81     \GenericError{PointSize}{PointSize Error: Invalid sizes given}{}{You
82     made your \string\textwidth\space (\the\textwidth)
83     wider than the available total\MessageBreak
84     (Which is: \the\@tempdimb). Please press X and try again.
85     }%
86 \fi
87 \oddsidemargin \@tempdima
88 \evensidemargin \@tempdima

```

These calculations are a lot easier. `\textheight` should have been set already. This does not check for the correct placement of the identification line!!

```

89 \setlength\@tempdima{\paperheight}
90 \addtolength\@tempdima{-\footskip}
91 \addtolength\@tempdima{-\headheight}
92 \addtolength\@tempdima{-\headsep}
93 \setlength\@tempdimb{\@tempdima}
94 \addtolength\@tempdima{-\textheight}
95 \divide\@tempdima by 2
96 \ifdim \@tempdima <2pc
97 \advance\@tempdimb by -4pc
98 \@settopoint\@tempdimb
99 \GenericError{PointSize}{PointSize Error: Invalid sizes given}{}{You
100 made your \string\textheight\space (\the\textheight)
101 more than the available total.\MessageBreak
102 (Which is: \the\@tempdimb). Please press X and try again.
103 }%
104 \fi
105 \setlength\topmargin{\@tempdima}
106 \setlength\id@boxheight{\@tempdima}
107 \advance\id@boxheight by -2pc
108 }

109 \setlength\footnotesep{6.65\p@}
110 \setlength{\skip\footins}{9\p@ \@plus 4\p@ \@minus 2\p@}

```

1.4. LISTS

List default values

```

111 \setlength\partopsep{2\p@ \@plus 1\p@ \@minus 1\p@}
112 \setlength{\leftmargini}{2em}
113 \setlength{\leftmarginii}{2.2em}

```

```

114 \setlength{\leftmarginiii}{1.87em}
115 \setlength{\leftmarginiv}{1.7em}
116 \setlength{\leftmarginv}{1em}
117 \setlength{\leftmarginvi}{1em}
118 \setlength{\labelsep}{.4em}
119 \setlength{\labelwidth}{\leftmargini}
120 \addtolength{\labelwidth}{-\labelsep}

```

Note that lists below level 3 do nothing else then readjusting the `\labelwidth`. This results in very small labels for the inner lists.

```

121 \def\@listI{%
122   \leftmargin \leftmargini
123   \topsep 9\p@ \@plus 3\p@ \@minus 5\p@
124   \partopsep 3\p@ \@plus 1\p@ \@minus 2\p@
125   \itemsep 4.5\p@ \@plus 2\p@ \@minus 1\p@
126   \parsep 4.5\p@ \@plus 2\p@ \@minus 1\p@ }
127 \def\@listii{%
128   \leftmargin \leftmarginii
129   \labelwidth \leftmarginii
130   \advance\labelwidth by -\labelsep
131   \topsep 4.5\p@ \@plus 2\p@ \@minus 1\p@
132   \parsep 2\p@ \@plus 1\p@ \@minus 1\p@
133   \itemsep \parsep}
134 \def\@listiii{%
135   \leftmargin \leftmarginiii
136   \labelwidth \leftmarginiii
137   \advance\labelwidth by -\labelsep
138   \topsep 2\p@ \@plus 1\p@ \@minus 1\p@
139   \parsep \z@
140   \partopsep 1\p@ \@plus 0\p@ \@minus 1\p@
141   \itemsep \topsep}
142 \def\@listiv{%
143   \setlength{\leftmargin}{\leftmarginiv}%
144   \setlength{\labelwidth}{\leftmarginiv}%
145   \addtolength{\labelwidth}{-\labelsep}}
146 \def\@listv{%
147   \setlength{\leftmargin}{\leftmarginv}%
148   \setlength{\labelwidth}{\leftmarginv}%
149   \addtolength{\labelwidth}{-\labelsep}}
150 \def\@listvi{%
151   \setlength{\leftmargin}{\leftmarginvi}%
152   \setlength{\labelwidth}{\leftmarginvi}%
153   \addtolength{\labelwidth}{-\labelsep}}
154 \let\@listi\@listI
155 \@listi

```

1.5. FLOAT SEPARATION PARAMETERS

Separation on text pages.

```
156 \setlength\floatsep{12\p@ \@plus 2\p@ \@minus 2\p@}
157 \setlength\textfloatsep{20\p@ \@plus 2\p@ \@minus 4\p@}
158 \setlength\intextsep{12\p@ \@plus 2\p@ \@minus 2\p@}
159 \setlength\dblfloatsep{12\p@ \@plus 2\p@ \@minus 2\p@}
160 \setlength\dbltextfloatsep{20\p@ \@plus 2\p@ \@minus 4\p@}
```

Separation on float pages

```
161 \setlength\@fptop{0\p@ \@plus 1fil}
162 \setlength\@fpsep{8\p@ \@plus 2fil}
163 \setlength\@fpbot{0\p@ \@plus 1fil}
164 \setlength\@dblftop{0\p@ \@plus 1fil}
165 \setlength\@dblfpsep{8\p@ \@plus 2fil}
166 \setlength\@dblfpbot{0\p@ \@plus 1fil}
167
168 \endinput
```

klut11.clo

Kluwer Academic Publishers

1998/02/11

Abstract. This internal file takes care of list definitions and ‘general’ point size options. This is a the ‘tight’ file.

Table of Contents

| | | |
|-----|-----------------------------|---|
| 1 | Implementation | 2 |
| 1.1 | Section size commands | 2 |
| 1.2 | Various values | 3 |
| 1.3 | Textheight and textwidth | 3 |
| 1.4 | Lists | 5 |
| 1.5 | Float separation parameters | 6 |



1. Implementation

```
1 \ProvidesFile{klut11.clo}[\filedate ]
```

1.1. SECTION SIZE COMMANDS

added command: `\little`. This between `\scriptsize` and `\tiny`. Allowed type provided values: 6/7, 7/8, 8/9, 9/10.5, 10/11.5, 11/12.5, 12/14, 14/18, 17/22, 20/25, 25/30.

```
2 \renewcommand\normalsize{%
3   \@setfontsize\normalsize\@xipt{12.5}%
4   \abovedisplayskip 10\p@ \@plus 2\p@ \@minus5\p@
5   \abovedisplayshortskip \z@ \@plus 3\p@
6   \belowdisplayshortskip 6\p@ \@plus 3\p@ \@minus3\p@
7   \belowdisplayskip \abovedisplayskip
8   \let\@listi\@listI}
9 \normalsize
10 \newcommand\small{%
11   \@setfontsize\small\@xpt{11.5}%
12   \abovedisplayskip 9\p@ \@plus3\p@ \@minus4\p@
13   \abovedisplayshortskip \z@ \@plus2\p@
14   \belowdisplayshortskip 5\p@ \@plus2\p@ \@minus2\p@
15   \def\@listi{\leftmargin\leftmargini
16     \topsep 4\p@ \@plus2\p@ \@minus2\p@
17     \parsep 2\p@ \@plus\p@ \@minus\p@
18     \itemsep \parsep}%
19   \belowdisplayskip \abovedisplayskip
20 }
21 \newcommand\footnotesize{%
22   \@setfontsize\footnotesize\@ixpt{10.5}%
23   \abovedisplayskip 6\p@ \@plus2\p@ \@minus4\p@
24   \abovedisplayshortskip \z@ \@plus\p@
25   \belowdisplayshortskip 3\p@ \@plus\p@ \@minus2\p@
26   \def\@listi{\leftmargin\leftmargini
27     \topsep 3\p@ \@plus\p@ \@minus\p@
28     \parsep 2\p@ \@plus\p@ \@minus\p@
29     \itemsep \parsep}%
30   \belowdisplayskip \abovedisplayskip
31 }
32 \newcommand\scriptsize{\@setfontsize\scriptsize\@viiipt{9.5}}
33 \newcommand\little{\@setfontsize\little\@viipt\@viiipt}
34 \newcommand\tiny{\@setfontsize\tiny\@vipt\@viipt}
35 \newcommand\large{\@setfontsize\large\@xipt{14}}
36 \newcommand\Large{\@setfontsize\Large\@xivpt{18}}
37 \newcommand\LARGE{\@setfontsize\LARGE\@xviipt{22}}
38 \newcommand\huge{\@setfontsize\huge\@xxpt{25}}
```



```
39 \newcommand\Huge{\setfontsize\Huge\@xxvpt{30}}
```

1.2. VARIOUS VALUES

Note that `\hoffset` and `\voffset` are both compensated. This makes the calculations below easier.

```
40 \setlength\hoffset{-1in}
41 \setlength\voffset{-1in}
42 \setlength\parindent {14\p@}
43 \setlength\headheight{12\p@}
44 \setlength\headsep   {12\p@}
45 \setlength\topskip   {10\p@}
46 \setlength\footskip  {27.5\p@}
47 \setlength\marginparsep{10pt}
48 \setlength\marginparpush{5\p@}
49 \setlength\maxdepth  {.5\topskip}
50 \setlength\@maxdepth\maxdepth
51 \setlength\columnsep{10pt}
52 \setlength\columnseprule{0pt}
53 \setlength\fbboxsep{3pt}
54 \setlength\fbboxrule{.4pt}
```

1.3. TEXTHEIGHT AND TEXTWIDTH

These are the main reason for the existence of these files. For some stupid reason, \LaTeX calculates `textwidth` out of `\paperwidth`. We did want to support letter paper, but our `\textwidth` is fixed, with the margins being calculated.

Presume `\textwidth` and `\marginparwidth` are set in the stylefile, or we're in trouble. The `2pc` value is used to compensate for the 'dead' corners in most laserprinters.

Calculations are done 'AtBeginDocument' to allow changes made in the preamble and later on in the stylefile.

```
55 \newdimen\id@boxheight
56 \AtBeginDocument{%
57   \setlength\@tempdima{\paperwidth}%
58   \addtolength\@tempdima{-\textwidth}%
59   \divide\@tempdima by 2
60   \setlength\@tempdimb\marginparwidth
61   \addtolength\@tempdimb\marginparsep
62   \addtolength\@tempdimb{2pc}%
63   \ifdim \@tempdima <\@tempdimb
64     \settopoint\@tempdimb
65     \GenericError{Pointsize}{Pointsize Error: Marginpars disabled}{}{You made
```

4

```
66     your \string\textwidth\space (\the\textwidth) and
67     \string\marginparwidth (\the\marginparwidth) too wide.\MessageBreak
68     The allowed value for margin space: (\the\@tempdima). Needed value:
69     (\the\@tempdimb).\MessageBreak
70     This is not enough,
71     so I will set \string\marginparwidth\space to Opt.\MessageBreak
72     Let's hope that fixes it.
73     }%
74     \marginparwidth \z@
75     \marginparsep \z@
76 \fi
77 \ifdim \@tempdima <2pc
78     \@tempdimb=\paperwidth
79     \advance\@tempdimb by -4pc
80     \@settopoint\@tempdimb
81     \GenericError{Pointsize}{Pointsize Error: Invalid sizes given}{{}{}You
82     made your \string\textwidth\space (\the\textwidth)
83     wider than the available total.\MessageBreak
84     (Which is: \the\@tempdimb). Please press X and try again.
85     }%
86 \fi
87 \oddsidemargin \@tempdima
88 \evensidemargin \@tempdima
```

These calculations are a lot easier. `\textheight` should have been set already.
This does not check for the correct placement of the identification line!!

```
89 \setlength\@tempdima{\paperheight}
90 \addtolength\@tempdima{-\footskip}
91 \addtolength\@tempdima{-\headheight}
92 \addtolength\@tempdima{-\headsep}
93 \setlength\@tempdimb{\@tempdima}
94 \addtolength\@tempdima{-\textheight}
95 \divide\@tempdima by 2
96 \ifdim \@tempdima <2pc
97 \advance\@tempdimb by -4pc
98 \@settopoint\@tempdimb
99 \GenericError{Pointsize}{Pointsize Error: Invalid sizes given}{{}{}You
100 made your \string\textheight\space (\the\textheight)
101 more than the available total.\MessageBreak
102 (Which is: \the\@tempdimb). Please press X and try again.
103 }%
104 \fi
105 \setlength\topmargin{\@tempdima}
106 \setlength\id@boxheight{\@tempdima}
107 \advance\id@boxheight by -2pc
108 }
```

```

109 \setlength\footnotesep{6.65\p@}
110 \setlength{\skip\footins}{9\p@ \@plus 4\p@ \@minus 2\p@}

```

1.4. LISTS

List default values

```

111 \setlength\partopsep{2\p@ \@plus 1\p@ \@minus 1\p@}
112 \setlength{\leftmargini}{2em}
113 \setlength{\leftmarginii}{2.2em}
114 \setlength{\leftmarginiii}{1.87em}
115 \setlength{\leftmarginiv}{1.7em}
116 \setlength{\leftmarginv}{1em}
117 \setlength{\leftmarginvi}{1em}
118 \setlength{\labelsep}{.4em}
119 \setlength{\labelwidth}{\leftmargini}
120 \addtolength{\labelwidth}{-\labelsep}

```

Note that lists below level 3 do nothing else then readjusting the `\labelwidth`. This results in very small labels for the inner lists.

```

121 \def\@listI{%
122   \leftmargin \leftmargini
123   \topsep 9\p@ \@plus 3\p@ \@minus 5\p@
124   \partopsep 3\p@ \@plus 1\p@ \@minus 2\p@
125   \itemsep 4.5\p@ \@plus 2\p@ \@minus 1\p@
126   \parsep 4.5\p@ \@plus 2\p@ \@minus 1\p@ }
127 \def\@listii{%
128   \leftmargin \leftmarginii
129   \labelwidth \leftmarginii
130   \advance\labelwidth by -\labelsep
131   \topsep 4.5\p@ \@plus 2\p@ \@minus 1\p@
132   \parsep 2\p@ \@plus 1\p@ \@minus 1\p@
133   \itemsep \parsep}
134 \def\@listiii{%
135   \leftmargin \leftmarginiii
136   \labelwidth \leftmarginiii
137   \advance\labelwidth by -\labelsep
138   \topsep 2\p@ \@plus 1\p@ \@minus 1\p@
139   \parsep \z@
140   \partopsep 1\p@ \@plus 0\p@ \@minus 1\p@
141   \itemsep \topsep}
142 \def\@listiv{%
143   \setlength{\leftmargin}{\leftmarginiv}%
144   \setlength{\labelwidth}{\leftmarginiv}%
145   \addtolength{\labelwidth}{-\labelsep}}
146 \def\@listv{%

```

6

```
147 \setlength{\leftmargin}{\leftmarginv}%
148 \setlength{\labelwidth}{\leftmarginv}%
149 \addtolength{\labelwidth}{-\labelsep}}
150 \def\@listvi{%
151 \setlength{\leftmargin}{\leftmarginvi}%
152 \setlength{\labelwidth}{\leftmarginvi}%
153 \addtolength{\labelwidth}{-\labelsep}}
154 \let\@listi\@listI
155 \@listi
```

1.5. FLOAT SEPARATION PARAMETERS

Separation on text pages.

```
156 \setlength\floatsep{12\p@ \@plus 2\p@ \@minus 2\p@}
157 \setlength\textfloatsep{20\p@ \@plus 2\p@ \@minus 4\p@}
158 \setlength\intextsep{12\p@ \@plus 2\p@ \@minus 2\p@}
159 \setlength\dblfloatsep{12\p@ \@plus 2\p@ \@minus 2\p@}
160 \setlength\dbltextfloatsep{20\p@ \@plus 2\p@ \@minus 4\p@}
```

Separation on float pages

```
161 \setlength\@fptop{0\p@ \@plus 1fil}
162 \setlength\@fpsep{8\p@ \@plus 2fil}
163 \setlength\@fpbot{0\p@ \@plus 1fil}
164 \setlength\@dblftop{0\p@ \@plus 1fil}
165 \setlength\@dblfpsep{8\p@ \@plus 2fil}
166 \setlength\@dblfpbot{0\p@ \@plus 1fil}
167
168 \endinput
```

klut12.clo

Kluwer Academic Publishers

1998/02/11

Abstract. This internal file takes care of list definitions and ‘general’ point size options. This is a tight version.

Table of Contents

| | | |
|-----|-----------------------------|---|
| 1 | Implementation | 2 |
| 1.1 | Section size commands | 2 |
| 1.2 | Various values | 3 |
| 1.3 | Textheight and textwidth | 3 |
| 1.4 | Lists | 5 |
| 1.5 | Float separation parameters | 6 |



1. Implementation

```
1 \ProvidesFile{klut12.clo}[\filedate ]
```

1.1. SECTION SIZE COMMANDS

added command: `\little`. This between `\scriptsize` and `\tiny`. Allowed type provided values: 6/7, 8/9, 9/10.5, 10/11.5, 11/12.5 12/13.5, 14/18, 17/22, 20/25, 25/30.

```
2 \renewcommand\normalsize{%
3   \@setfontsize\normalsize\@xipt{13.5}%
4   \abovedisplayskip 11\p@ \@plus 2\p@ \@minus5\p@
5   \abovedisplayshortskip 1\p@ \@plus 3\p@
6   \belowdisplayshortskip 7\p@ \@plus 3\p@ \@minus3\p@
7   \belowdisplayskip \abovedisplayskip
8   \let\@listi\@listI}
9 \normalsize
10 \newcommand\small{%
11   \@setfontsize\small\@xipt{12.5}%
12   \abovedisplayskip 8.5\p@ \@plus3\p@ \@minus4\p@
13   \abovedisplayshortskip \z@ \@plus2\p@
14   \belowdisplayshortskip 4\p@ \@plus2\p@ \@minus2\p@
15   \def\@listi{\leftmargin\leftmargini
16             \topsep 4\p@ \@plus2\p@ \@minus2\p@
17             \parsep 2\p@ \@plus\p@ \@minus\p@
18             \itemsep \parsep}%
19   \belowdisplayskip \abovedisplayskip
20 }
21 \newcommand\footnotesize{%
22   \@setfontsize\footnotesize\@xpt{11.5}%
23   \abovedisplayskip 6\p@ \@plus2\p@ \@minus4\p@
24   \abovedisplayshortskip \z@ \@plus\p@
25   \belowdisplayshortskip 3\p@ \@plus\p@ \@minus2\p@
26   \def\@listi{\leftmargin\leftmargini
27             \topsep 3\p@ \@plus\p@ \@minus\p@
28             \parsep 2\p@ \@plus\p@ \@minus\p@
29             \itemsep \parsep}%
30   \belowdisplayskip \abovedisplayskip
31 }
32 \newcommand\scriptsize{\@setfontsize\scriptsize\@ixpt{10.5}}
33 \newcommand\little{\@setfontsize\little\@viiipt{9}}
34 \newcommand\tiny{\@setfontsize\tiny\@vipt\@viipt}
```

```

35 \newcommand\large{\@setfontsize\large\@xivpt{18}}
36 \newcommand\Large{\@setfontsize\Large\@xvipt{22}}
37 \newcommand\LARGE{\@setfontsize\LARGE\@xxpt{25}}
38 \newcommand\huge{\@setfontsize\huge\@xxvpt{30}}
39 \newcommand\Huge{\@setfontsize\Huge\@xxvpt{30}}

```

1.2. VARIOUS VALUES

Note that `\hoffset` and `\voffset` are both compensated. This makes the calculations below easier.

```

40 \setlength\hoffset{-1in}
41 \setlength\voffset{-1in}
42 \setlength\parindent {14\p@}
43 \setlength\headheight{12\p@}
44 \setlength\headsep {12\p@}
45 \setlength\topskip {10\p@}
46 \setlength\footskip {27.5\p@}
47 \setlength\marginparsep{10pt}
48 \setlength\marginparpush{5\p@}
49 \setlength\maxdepth {.5\topskip}
50 \setlength\@maxdepth\maxdepth
51 \setlength\columnsep{12pt}
52 \setlength\columnseprule{0pt}
53 \setlength\fbboxsep{3pt}
54 \setlength\fbboxrule{.4pt}

```

1.3. TEXTHEIGHT AND TEXTWIDTH

These are the main reason for the existence of these files. For some stupid reason, \LaTeX calculates `textwidth` out of `\paperwidth`. We did want to support letter paper, but our `textwidth` is fixed, with the margins being calculated.

Presume `textwidth` and `marginparwidth` are set in the stylefile, or we're in trouble. The `2pc` value is used to compensate for the 'dead' corners in most laserprinters.

Calculations are done 'AtBeginDocument' to allow changes made in the preamble and later on in the stylefile.

```

55 \newdimen\id@boxheight
56 \AtBeginDocument{%
57   \setlength\@tempdima{\paperwidth}%
58   \addtolength\@tempdima{-\textwidth}%

```

4

```
59 \divide\@tempdima by 2
60 \setlength\@tempdimb\marginparwidth
61 \addtolength\@tempdimb\marginparsep
62 \addtolength\@tempdimb{2pc}%
63 \ifdim \@tempdima <\@tempdimb
64   \@settopoint\@tempdimb
65   \GenericError{Pointsize}{Pointsize Error: Marginpars disabled}{}{You made
66   your \string\textwidth\space (\the\textwidth) and
67   \string\marginparwidth (\the\marginparwidth) too wide.\MessageBreak
68   The allowed value for margin space: (\the\@tempdima). Needed value:
69   (\the\@tempdimb).\MessageBreak
70   This is not enough,
71   so I will set \string\marginparwidth\space to Opt.\MessageBreak
72   Let's hope that fixes it.
73   }%
74   \marginparwidth \z@
75   \marginparsep \z@
76 \fi
77 \ifdim \@tempdima <2pc
78   \@tempdimb=\paperwidth
79   \advance\@tempdimb by -4pc
80   \@settopoint\@tempdimb
81   \GenericError{Pointsize}{Pointsize Error: Invalid sizes given}{}{You
82   made your \string\textwidth\space (\the\textwidth)
83   wider than the available total\MessageBreak
84   (Which is: \the\@tempdimb). Please press X and try again.
85   }%
86 \fi
87 \oddsidemargin \@tempdima
88 \evensidemargin \@tempdima
```

These calculations are a lot easier. `\textheight` should have been set already. This does not check for the correct placement of the identification line!!

```
89 \setlength\@tempdima{\paperheight}
90 \addtolength\@tempdima{-\footskip}
91 \addtolength\@tempdima{-\headheight}
92 \addtolength\@tempdima{-\headsep}
93 \setlength\@tempdimb{\@tempdima}
94 \addtolength\@tempdima{-\textheight}
95 \divide\@tempdima by 2
96 \ifdim \@tempdima <2pc
97   \advance\@tempdimb by -4pc
98   \@settopoint\@tempdimb
```



```

99     \GenericError{Pointsize}{Pointsize Error: Invalid sizes given}{-}{You
100     made your \string\textheight\space (\the\textheight)
101     more than the available total.\MessageBreak
102     (Which is: \the\@tempdimb). Please press X and try again.
103     }%
104     \fi
105     \setlength\topmargin{\@tempdima}
106     \setlength\id@boxheight{\@tempdima}
107     \advance\id@boxheight by -2pc
108 }

109 \setlength\footnotesep{6.65\p@}
110 \setlength{\skip\footins}{12\p@ \@plus 4\p@ \@minus 2\p@}

```

1.4. LISTS

List default values

```

111 \setlength\partopsep{2\p@ \@plus 1\p@ \@minus 1\p@}
112 \setlength{\leftmargini}{2em}
113 \setlength{\leftmarginii}{2.2em}
114 \setlength{\leftmarginiii}{1.87em}
115 \setlength{\leftmarginiv}{1.7em}
116 \setlength{\leftmarginv}{1em}
117 \setlength{\leftmarginvi}{1em}
118 \setlength{\labelsep}{.4em}
119 \setlength{\labelwidth}{\leftmargini}
120 \addtolength{\labelwidth}{-\labelsep}

```

Note that lists below level 3 do nothing else then readjusting the `\labelwidth`. This results in very small labels for the inner lists.

```

121 \def\@listI{%
122   \leftmargin \leftmargini
123   \topsep 11\p@ \@plus 3\p@ \@minus 5\p@
124   \partopsep 4.5\p@ \@plus 1\p@ \@minus 2\p@
125   \itemsep 6\p@ \@plus 2\p@ \@minus 1\p@
126   \parsep 6\p@ \@plus 2\p@ \@minus 1\p@ }
127 \def\@listii{%
128   \leftmargin \leftmarginii
129   \labelwidth \leftmarginii
130   \advance\labelwidth by -\labelsep
131   \topsep 6\p@ \@plus 2\p@ \@minus 1\p@
132   \parsep 3\p@ \@plus 1\p@ \@minus 1\p@

```

```

133 \itemsep \parsep}
134 \def\@listiii{%
135 \leftmargin \leftmarginiii
136 \labelwidth \leftmarginiii
137 \advance\labelwidth by -\labelsep
138 \topsep 2\p@ \@plus 1\p@ \@minus 1\p@
139 \parsep \z@
140 \partopsep 1\p@ \@plus 0\p@ \@minus 1\p@
141 \itemsep \topsep}
142 \def\@listiv{%
143 \setlength{\leftmargin}{\leftmarginiv}%
144 \setlength{\labelwidth}{\leftmarginiv}%
145 \addtolength{\labelwidth}{-\labelsep}}
146 \def\@listv{%
147 \setlength{\leftmargin}{\leftmarginv}%
148 \setlength{\labelwidth}{\leftmarginv}%
149 \addtolength{\labelwidth}{-\labelsep}}
150 \def\@listvi{%
151 \setlength{\leftmargin}{\leftmarginvi}%
152 \setlength{\labelwidth}{\leftmarginvi}%
153 \addtolength{\labelwidth}{-\labelsep}}
154 \let\@listi\@listI
155 \@listi

```

1.5. FLOAT SEPARATION PARAMETERS

Separation on text pages.

```

156 \setlength\floatsep{12\p@ \@plus 2\p@ \@minus 2\p@}
157 \setlength\textfloatsep{24\p@ \@plus 2\p@ \@minus 4\p@}
158 \setlength\intextsep{12\p@ \@plus 2\p@ \@minus 2\p@}
159 \setlength\dblfloatsep{12\p@ \@plus 2\p@ \@minus 2\p@}
160 \setlength\dbltextfloatsep{24\p@ \@plus 2\p@ \@minus 4\p@}

```

Separation on float pages

```

161 \setlength\@fptop{0\p@ \@plus 1fil}
162 \setlength\@fpsep{10\p@ \@plus 2fil}
163 \setlength\@fpbot{0\p@ \@plus 1fil}
164 \setlength\@dblftop{0\p@ \@plus 1fil}
165 \setlength\@dblfpsep{10\p@ \@plus 2fil}
166 \setlength\@dblfpbot{0\p@ \@plus 1fil}
167
168 \endinput

```

Modeling Dust on Galactic SED: Application to Semi-Analytical Galaxy Formation Models

Laura Silva (silva@sissa.it)
International School for Advanced Studies, Trieste, Italy

Gian Luigi Granato (granato@pd.astro.it) and Alessandro
Bressan (bressan@pd.astro.it)
Osservatorio Astronomico di Padova, Padova, Italy

Cedric Lacey (lacey@tac.dk)
Theoretical Astrophysics Center, Copenhagen, Denmark

Carlton M. Baugh (c.m.baugh@durham.ac.uk), Shaun Cole
(shaun.cole@durham.ac.uk) and Carlos S. Frenk
(c.s.frenk@durham.ac.uk)
Physics Department, University of Durham, Durham, UK

Abstract. We present the basic features and preliminary results of the interface between our spectro-photometric model GRASIL (that calculates galactic SED from the UV to the sub-mm with a detailed computation of dust extinction and thermal reemission) with the semi-analytical galaxy formation model GALFORM (that computes galaxy formation and evolution in the hierarchical scenario, providing the star formation history as an input to our model). With these two models we are able to synthesize simulated samples of a few thousands galaxies suited for statistical studies of galaxy properties to investigate on galaxy formation and evolution. We find good agreement with the available data of SED and luminosity functions.

1. Introduction

Dust in galaxies extinguishes starlight and thermally radiates it in the FIR-submm. Observations indicate that a significant fraction of the high- z star formation is hidden in the optical by dust reprocessing as observed in local starbursts. Thus dust shapes the spectral energy distribution (SED) of star forming galaxies as a function of its optical properties and of the geometry of the star-dust distribution, i.e. to infer information on the evolutionary status of galaxies from their spectra, a complex of very uncertain radiative processes connected to dust must be taken into account. A simplified treatment can lead to wrong estimates of fundamental quantities such as the star formation rate (SFR).

To investigate on galaxy formation and evolution we have developed a spectro-photometric model (GRASIL, see Silva et al. 1998 for details



and Granato et al., these proceedings) properly computing the radiative effects of dust on starlight, in order to interpret the huge amount of available and incoming data over a 4 decades spectral range.

We present here the application of our model as the observational interface to the Durham group semi-analytical hierarchical galaxy formation model (GALFORM, see Cole et al. 1994, Baugh et al. 1998 for details). Basically, this model calculates the formation and evolution of dark matter halos starting from an assumed cosmology and initial spectrum of density fluctuations, then the process of galaxy formation within these evolving halos is calculated using a set of simple, physically-motivated rules to model gas cooling, star formation and supernova feedback. The output from GALFORM, star formation histories and most geometrical parameters, are used as input by GRASIL to calculate detailed SED for simulated samples of a few thousands galaxies at different redshifts.

In the following sections we outline a brief description of the interface between the two models and some preliminary results of the comparisons with observations. The detailed description will be presented in forthcoming papers (Granato et al. 1999, Lacey et al. 1999).

2. Model interface

Our photometric model GRASIL has been implemented in several ways in order to provide a proper observational interface to the semi-analytical models. Two aspects required particular consideration:

1. In the hierarchical clustering scenario galaxies are built up from sub-units which underwent independent star formation and hence chemical histories before merging to form a galaxy at a given cosmic epoch. Therefore stars in the final object do not have a metallicity univocally determined by their age, as commonly assumed in monolithic one-zone chemical evolution models, but rather a broad distribution for each age (see for instance Fig. 1, where the star formation history of a sample model is shown as a function of time and metallicity).

In order to compute the spectra of these composite objects, the semi-analytical code provides the evolution of the star-formation rate, $SFR_{z_j}(t_i)$, subdivided into 11 logarithmic metallicity bins z_j from $\log z_1 = -4$ to $\log z_{11} = -1$ in steps of 0.3.

Hence we compute the average spectrum of the stellar population born at any galactic time step t_i , $SP_\lambda(t_i)$, through a weighted mean of the spectra of the single stellar populations (SSP) of age $t_{gal} - t_i$

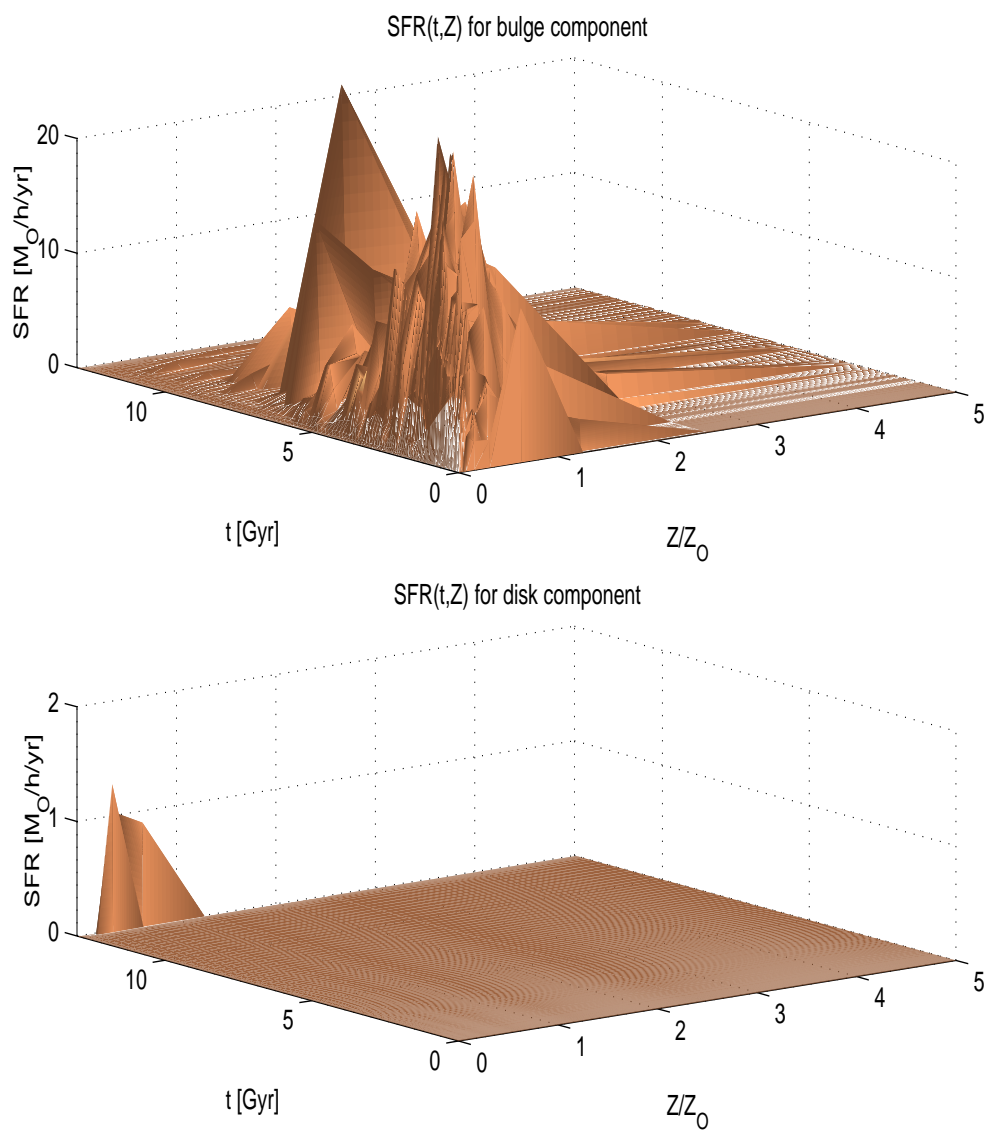


Figure 1. An example of the star formation history calculated by the semi-analytical models: the evolution of the different sub-units merging into a galaxy is represented as a metallicity binned SFR, separately for the components merging into the bulge and disk of the final galaxy.

and metallicity $z_j, j = 1, 11$, with weights provided by the metallicity binned SFR, as follows:

$$SP_\lambda(t_i) = \frac{\sum_j SFR_{z_j}(t_i) \times SSP_\lambda(t_{gal} - t_i, z_j)}{\sum_j SFR_{z_j}(t_i)} \quad (1)$$

2. In Silva et al. (1998) we considered systems which are either spheroidal or disk dominated. Now we have to properly describe galaxies of all morphological classes, covering the range of bulge-to-disk ratios B/D yielded by the semi-analytical models in order to reproduce the distribution of morphologies. The semi-analytical model provides the star-formation histories separately for each component (see Fig. 1), we implemented a general composite geometry in which stars and gas are distributed in both a disk-like component and in a spheroidal one.

To properly compute dust extinction and emission in this geometry in a reasonable CPU time we optimized the angular and radial grids that define the galaxy volume elements. Since gas is always in the disk component we adopted a θ grid suited for disks, finer near the equatorial plane, as a function of the disk flattening, i.e. of the ratio of the disk scale-height to the galaxy radius, z_d/r_{gal} . The best radial grid was obtained by merging one suited for bulges, dominating the inner part, with one for disks. Both were obtained by imposing $\rho(r_i)/\rho(r_{i+1}) = \text{const}$, with $\rho(r)$ given by a King and an exponential profile respectively. This yields a radial array dependent on $scale-radius/r_{gal}$, with $scale-radius$ equal to core and disk scale-radius.

In summary, with these improvements our model is now *multicomponent* as far as both the stellar mix as a function of time and the geometry are concerned.

3. Preliminary results

A first check of the model is provided by the direct comparison of the SED of the model galaxy catalogue with observed spectra, as the example shown in Fig. 2 for field face-on galaxies with $0 < B/T < 0.5$. For the luminosity and B/T bins where enough data are available the comparison is statistically good and well reproduces the great dispersion of the SED in the IR.

The synthetic luminosity functions (LF) at different wavelengths of the galaxy catalogue have been computed and compared with observations. The LF at $0.2\mu\text{m}$ and $60\mu\text{m}$ are shown in Fig. 3 and 4

respectively (see captions for explanations). These are computed for certain prescriptions for the cosmology and the star formation. In particular, the deficiency of the $60\mu\text{m}$ LF at the high luminosity end is to be attributed mostly to the brown dwarfs rich IMF adopted for these models rather than to an underestimate of the UV–optical light dust absorption, since also the $0.2\mu\text{m}$ LF is slightly scarce. Another possibility to be checked is that the number of galaxies with ongoing or recent bursts is underestimated in the galaxy catalogue. We are working to explore the range of parameters of GALFORM and GRASIL able to fit all the available observational constraints.

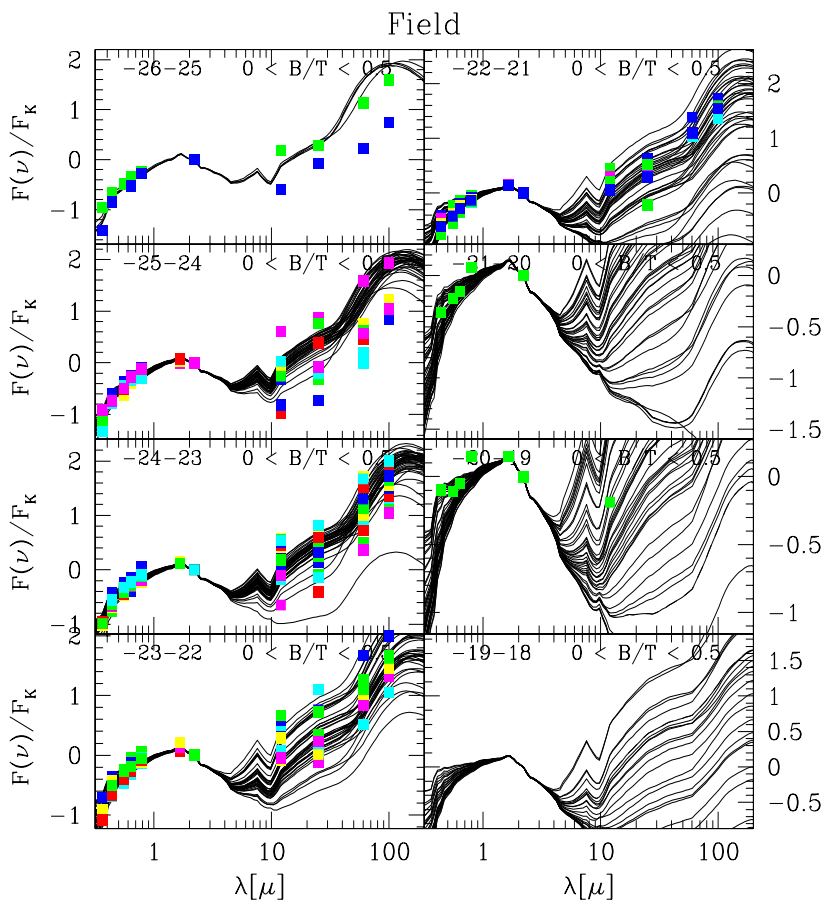


Figure 2. A sample of model SED for field face-on galaxies, binned in luminosity and B/T, with $0 < B/T < 0.5$, of the galaxy catalogue generated by the semi-analytical model. They are compared to available data for face-on galaxies in the same bins.

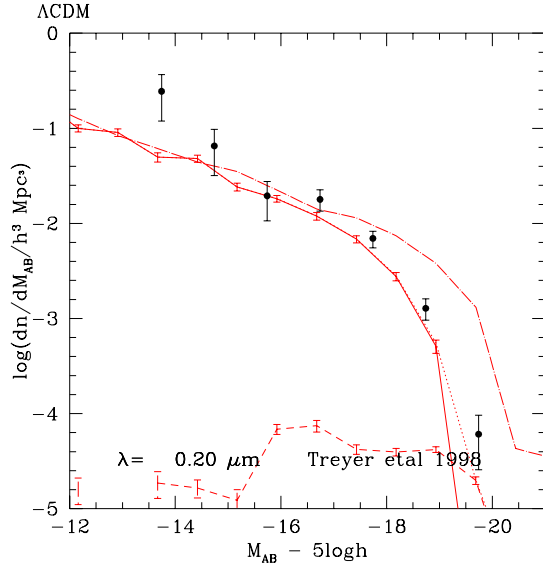


Figure 3. The 2000Å luminosity function. The solid line shows the model LF for galaxies without recent or ongoing bursts, while the dashed line shows the contribution of galaxies with recent or ongoing bursts. The dotted line shows the total LF obtained by summing these two contributions. The dot-dashed line shows the total LF obtained if absorption by dust is neglected. Data are from a UV-selected redshift survey by Treyer et al. (1998).

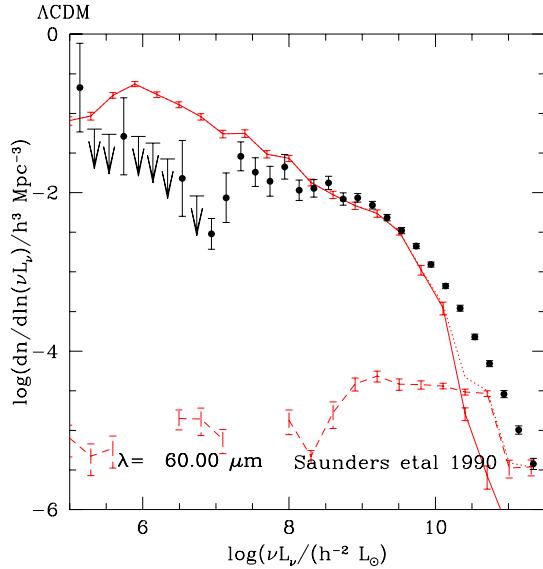


Figure 4. The 60μm luminosity function. The solid line shows the model LF for galaxies without recent or ongoing bursts, while the dashed line shows the contribution of galaxies with recent or ongoing bursts. The dotted line shows the total LF obtained by summing these two contributions. Data are from galaxies observed by IRAS by Saunders et al. (1990).

References

- Baugh, C.M., Cole, S., Frenk, C.S., Lacey, C.G., 1998, ApJ, 498, 504
- Cole, S., Aragón-Salamanca, A., Frenk, C.S., Navarro, J.F., Zepf, S.E., 1994, MNRAS, 271, 781
- Granato, G.L., Silva, L., Danese, L., Rodighiero, G., Franceschini, A., Fasano, G., Bressan, A., *these proceedings*
- Granato, G.L., et al., 1999, *in preparation*
- Lacey, C.G., et al., 1999, *in preparation*
- Saunders, W., Rowan-Robinson, M., Lawrence, A., Efstathiou, G., Kaiser, N., Ellis, R.S., Frenk, C.S., 1990, MNRAS, 242, 318
- Silva, L., Granato, G.L., Bressan, A., & Danese, L., 1998, ApJ, 509, 103
- Treyer, M.A., Ellis, R.S., Milliard, B., Donas, J., Bridges, T.J., 1998, MNRAS, 300, 303

